

Student Name:

Homeroom Teacher: Mrs. Stephanie Zahora






Username:

Password:

Welcome First Grade Families!

We are looking forward to using Canvas, our new learning platform, this year for all grade levels. This document will provide information on how to access your child's Canvas courses for all devices and applications that you might have available to you at any time throughout this school year.

Note: Once students login to Canvas once, we will be creating QR codes for students to easily login for the remainder of the year.

Lower Dauphin Laptop	Lower Dauphin iPad
<ol style="list-style-type: none">1. Click on the myLD app on the desktop. 2. Sign In using your child's login information (above).3. Click on Canvas.4. Select the course you wish to view.	<p><u>App Option 1: Classlink</u></p>  <ol style="list-style-type: none">1. Sign In using your child's login information (above).2. Click on Canvas3. Select the course you wish to view. <p><u>App Option 2: myLD</u></p>  <ol style="list-style-type: none">1. Sign In using your child's login information (above).2. Click on Canvas.3. Select the course you wish to view. <p><u>App Option 3: Canvas (Student)</u></p>  <ol style="list-style-type: none">1. Sign In using your child's login information (above).2. Select the course you wish to view.
Home Computer	Home iPad
<ol style="list-style-type: none">1. Go to ldsd.org2. Click on myLD (top right corner) 3. Sign In using your child's login information (above).4. Click on Canvas.5. Select the course you wish to view.	<ol style="list-style-type: none">1. Download one of the three app options listed above.2. Follow directions included for each app listed above.

